

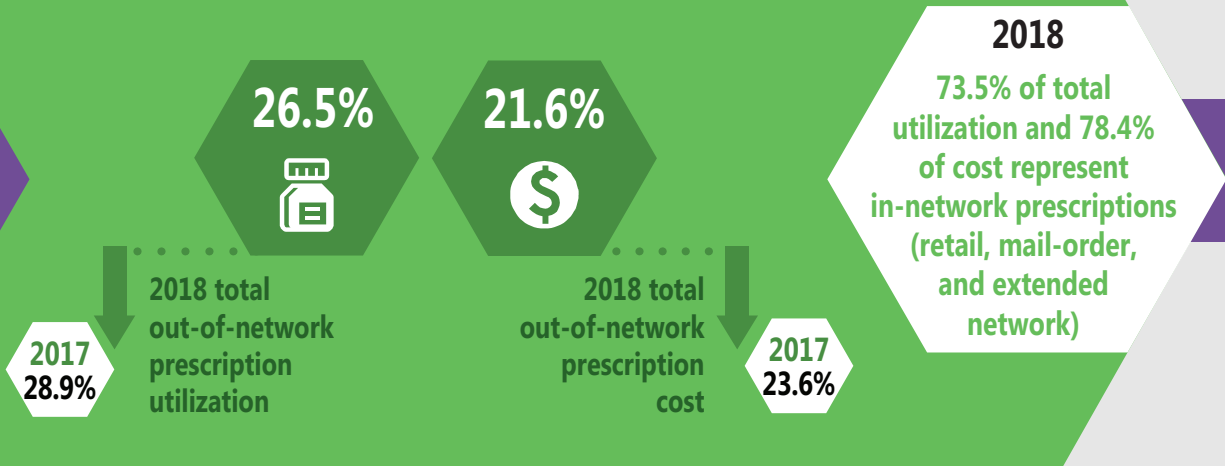


DRUG TRENDS

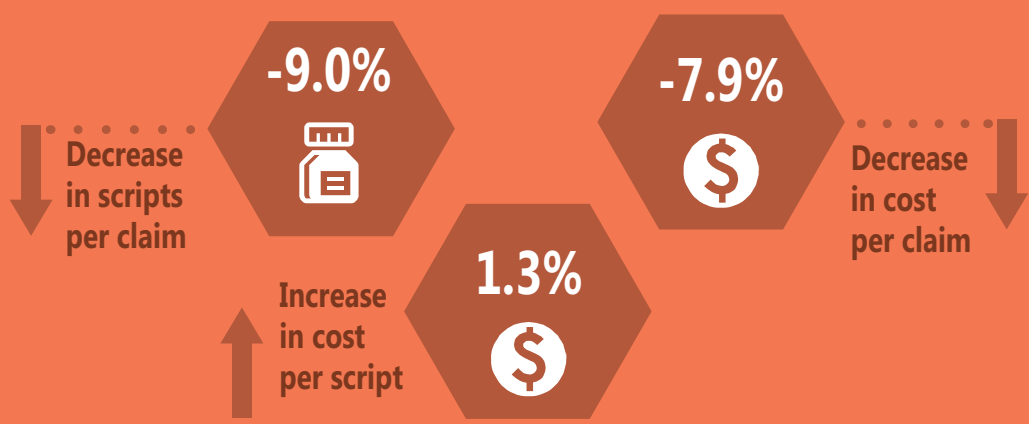
EVALUATING IN- AND OUT-OF-NETWORK TRENDS

In part two of our series we'll provide analysis on the trends experienced within our combined in- and out-of-network channels to address the total view of prescription activity.

Breaking down in- and out-of-network prescriptions



2017 to 2018 key trend changes for all drug classes



2018 top 10 therapeutic classes by cost



Top 10 Ranked by Cost

- | | |
|----------------------|------------------------------|
| 1. Opioids* | 6. Antidepressants, Non-TCA* |
| 2. Anticonvulsants* | 7. Antiulcer* |
| 3. Topicals* | 8. Respiratory |
| 4. NSAIDs* | 9. Antipsychotics |
| 5. Muscle Relaxants* | 10. Antiemetics* |

* Decreasing utilization/cost from 2017

The top 10 classes account for 77.1% scripts and 81.0% of cost

8 of the top 10 therapeutic classes experienced decreased utilization and cost per claim



Top 10 therapeutic class changes from 2017-2018



Decrease in scripts per claim

-9.8%



-7.1%



Increase in cost per script

3.1%




Decrease in cost per claim

Respiratory drugs had a nearly 6% increase in both cost per script and scripts per claim

Antiulcer drugs experienced a double-digit decline in both utilization and cost

Compounds dropped out of the top 10 as both usage and cost declined dramatically, 46.2% and 60.8% respectively

Opioid trends see decreases across the board from 2017-2018



Decrease in scripts per claim

-16.5%



-18.1%



Decrease in cost per script

-1.9%



Decrease in cost per claim

Opioids accounted for 22.1% of all scripts and 20.9% of all costs, down over 2% pts. from 2017

Impact of declining opioids on top therapeutic classes

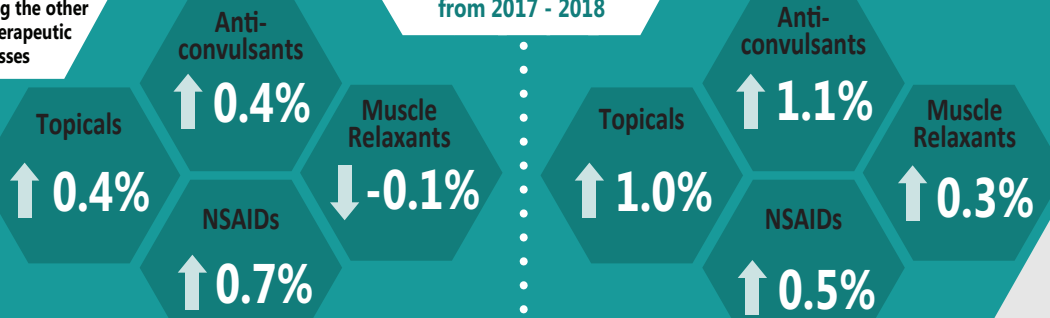
The extreme decline in opioid use has led to an increasing share of both utilization and cost among the other top 5 therapeutic classes



Percentage of Total Scripts

Percentage Point Change from 2017 - 2018

Percentage of Total Cost



2018 top therapeutic classes by age of claim



- NSAIDs
- Muscle Relaxants
- Steroids
- Anti-infective
- Non-opioid

Early Stage
Utilized more for claims 1 year or younger

- Short-Acting Opioids
- Anticonvulsants
- Antidepressants
- Sustained-Release Opioids

Later Stage
Utilized more for claims 2 years or older

Antidepressants & sustained-release opioids were dispensed at least 10 times as often for claims 2 years or older

Methodology

Aggregate trends were based upon clients where both in-network (retail/mail order and extended networks) and out-of-network (OON) Bill Review prescriptions were available for analysis. Including this client base allows for the most accurate representation of overall trend experience.

About First Script

First Script is the Pharmacy Benefit and Drug Utilization Management Program offered as part of the Coventry suite of products. The role of a work comp PBM has evolved in response to new dispensing practices, medications, regulations, and overall health care reform. This shift has moved from management of price alone to a greater focus on utilization controls and an increasing demand for better outcomes and improvements in total cost. First Script considers pharmacy transactions from all available dispensing and billing sources through comprehensive data integration that allows for the application of price and utilization pharmacy management tools. Our Clinical Intervention Model impacts overall cost and outcomes through program integration and collaboration with providers.

About Coventry

Coventry offers workers' compensation, auto, and disability care-management and cost-containment solutions for employers, insurance carriers, and third-party administrators. With roots in both clinical and network services, Coventry leverages more than 35 years of industry experience, knowledge, and data analytics. As a part of the specialty division of Aetna our mission is returning people to work, to play, and to life. And our care-management and cost-containment solutions do just that. Our networks, clinical solutions, specialty programs, and business tools will help you focus on total outcomes.

Acronyms

NSAIDs: Nonsteroidal Anti-inflammatory Drugs

Published: July 2019

coventrySM
returning people
to work, to play, to life

© 2019 Coventry Health Care Workers Compensation, Inc.,
All rights reserved.

[Coventry-Drug-Trends-2018-Part-2-Infographic-20190717-web](#)

www.coventrywcs.com

For more information,
contact us at
800.790.8662
info@cvty.com